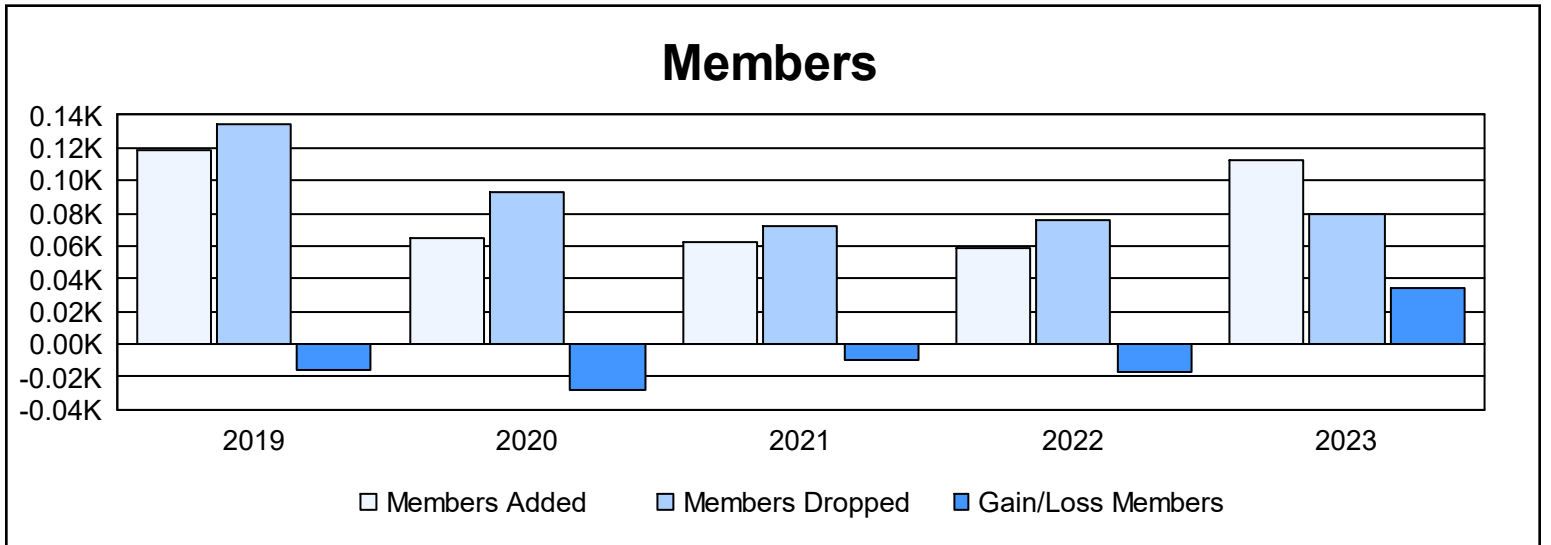
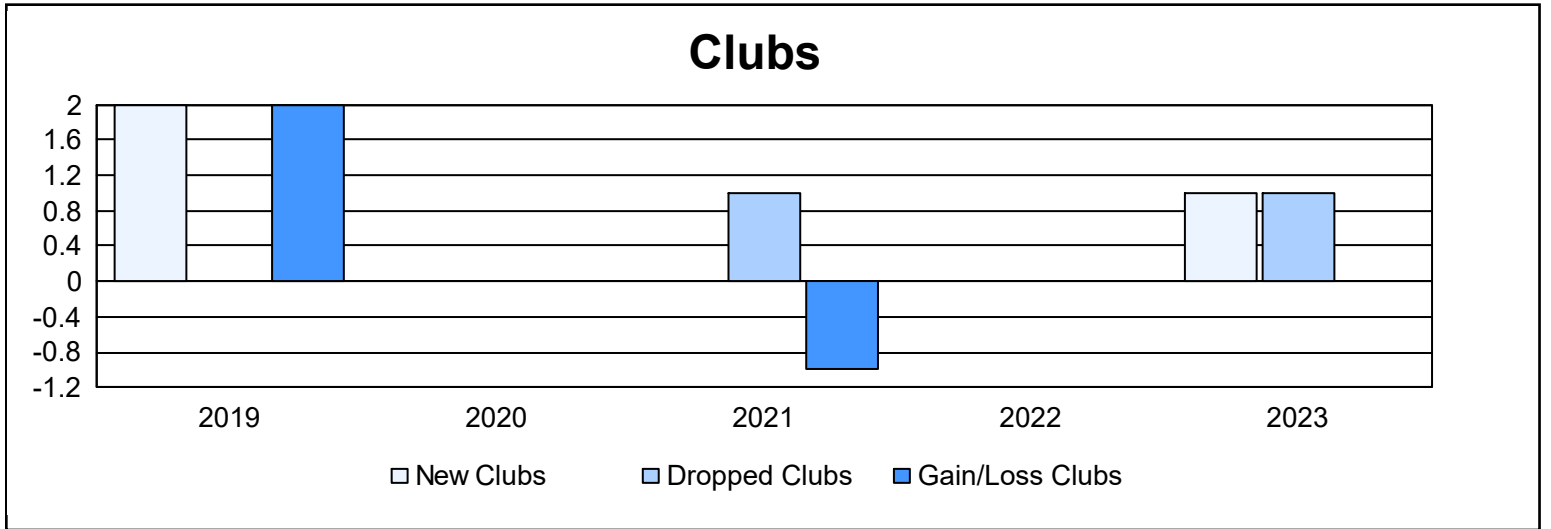
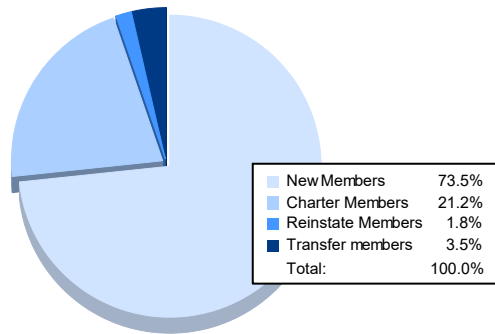


Year	New Clubs	Dropped Clubs	Gain/ Loss Clubs	New Members	Charter Members	Reinstate Members	Transfer Members	Total Member Added	Total Members Dropped	Gain/ Loss Members
2018-2019	2	0	2	70	46	1	2	119	135	-16
2019-2020	0	0	0	59	4	0	2	65	93	-28
2020-2021	0	1	-1	55	1	0	6	62	72	-10
2021-2022	0	0	0	59	0	0	0	59	76	-17
2022-2023	1	1	0	83	24	2	4	113	79	34
<b>Average</b>	<b>1</b>	<b>0</b>	<b>0</b>	<b>65</b>	<b>15</b>	<b>1</b>	<b>3</b>	<b>84</b>	<b>91</b>	<b>-7</b>



### Membership Composition June 2023 Cumulative



### Gender Composition June 2023 Cumulative

